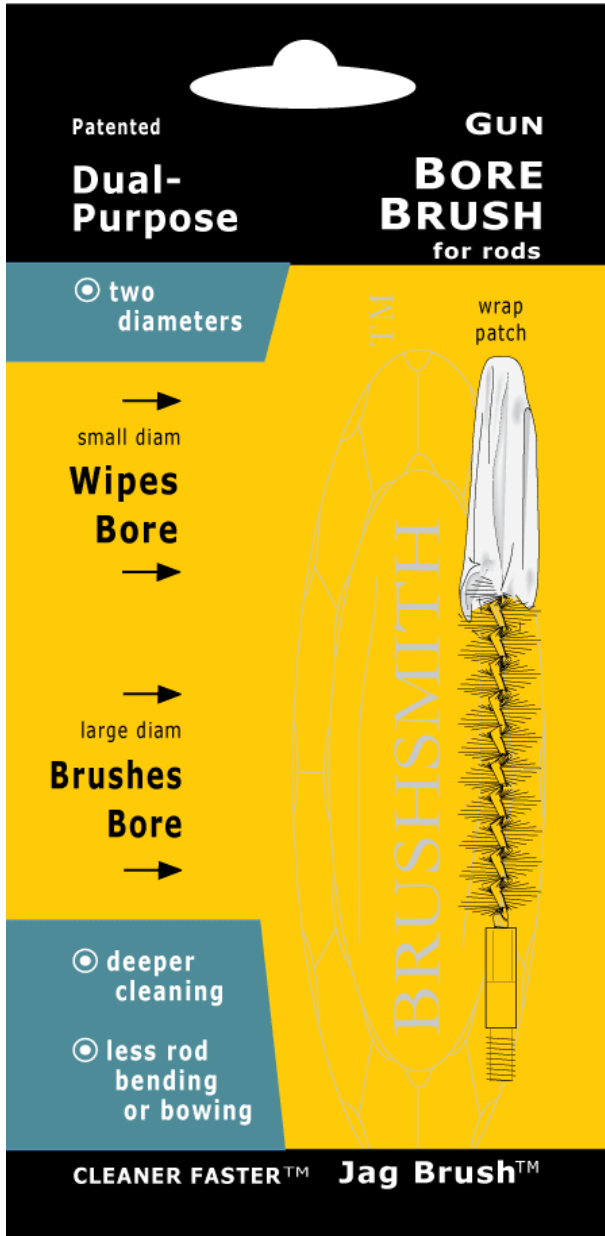


Instruktion för användning av Rigel Product's "Jag Brush"



Patented
Dual-Purpose
two diameters

GUN BORE BRUSH
for rods

→ small diam
Wipes Bore

→ large diam
Brushes Bore

→ deeper cleaning

→ less rod bending or bowing

CLEANER FASTER™ Jag Brush™


Jag Brush™ for rods US Patent 8,146,284 **RIGEL PRODUCTS**

- Rifle/Semi-Auto-Pistol Jag Brush™ has standard 8-32 thread; Shotgun Jag Brush™ has standard 5/16-27 thread.
- Jag Brush™ performs best when used with our Triangle Patch™. But it may be used with any patch shape.
- To prevent a brush/patch combo from getting stuck, we recommend maximum square patch dimensions shown below.


Caliber	Maximum Square Patch (inches)	
	Caliber	Maximum Square Patch (inches)
17	0.75 x 0.75	25, 6.5 1.5 x 1.5
20	1.0 x 1.0	270, 7, 7.5 1.75 x 1.75
22, 5.56	1.25 x 1.25	30, 7.62 2.0 x 2.0
243, 6	1.25 x 1.25	32, 338 2.25 x 2.25

Instructions:

1. Make certain firearm is unloaded;
2. attach Jag Brush™ to a standard cleaning rod;
3. soak our Triangle Patch™ or other patch with solvent;
4. use hand on Jag Brush™ to trap patch at bore entry and to insert and guide brush/patch combo into bore;



5. after brush/patch combo passes thru bore, either pull off patch, or reciprocate the brush/patch combo in and out of barrel;



6. repeat steps 3 to 5 until bore is clean;
7. repeat steps 3 to 5 with oil (not solvent) on clean patch;
8. if excess oil is present, wipe again to leave behind a thin layer of oil.

www.brushsmith.com
Rigel Products Los Angeles CA 90025
Phone 1-336-608-9355

Brush made in China.
Designed in USA.
Patented in USA.
Custom packed in USA.

Brushsmith, Jag Brush, and Cleaner Faster are trademarks of Rigel Products.